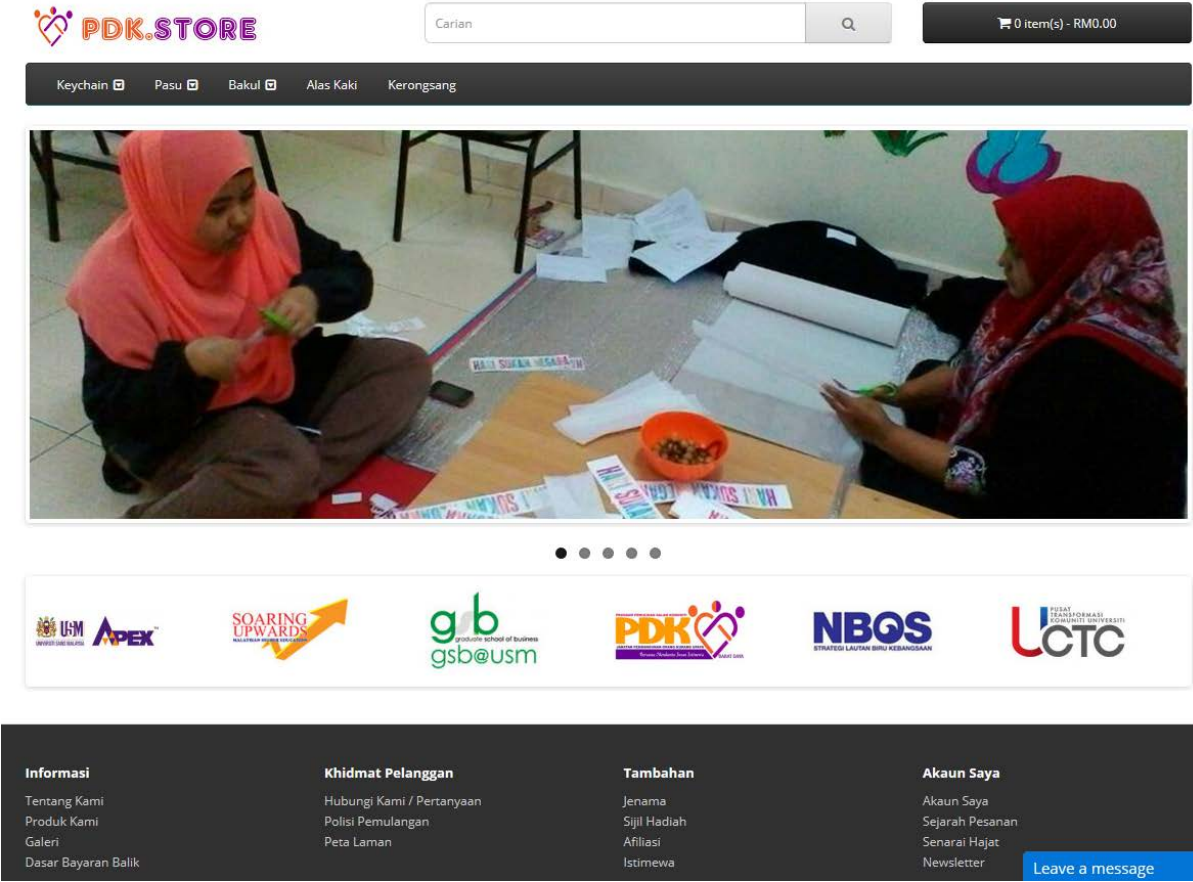


# Manual Pengguna : PDK.STORE



Disediakan oleh : Adly Hussaini

# Kandungan

<b>Bil</b>	<b>Tajuk</b>	<b>Muka Surat</b>
01.	Login Page	03
02.	Dashboard	03
03.	Menu Opencart.	04
04.	Categories	04
05.	Kaedah membina Categories	04
06.	Daftarkan Manufacturer?pengeluar	05
07.	Daftar Product/Produk	06
08.	Daftar Informasi	07
09.	Layout / Susunatur	07
10.	Banner	08
11.	Order / Tempahan	08
12.	Customer / Pelanggan	09
13.	System Setting	09
14.	Users / Pentadbir Sistem	10
15.	Laporan Jualan	10
16.	Melihat Senarai Produk Terlaris	11

01.

login : <https://pdk.store/admin00818>

Please enter your login details.

**Username**

**Password**

  
[Forgotten Password](#)

Login

OpenCart © 2009-2018 All Rights Reserved.

**Login Page**  
Sila masukkan username dan password. Dan klik butan Login

02.

**Dashboard** Home / Dashboard

**TOTAL ORDERS** 0% 3  
[View more...](#)

**TOTAL SALES** 0% 177  
[View more...](#)

**TOTAL CUSTOMERS** 0% 3  
[View more...](#)

**PEOPLE ONLINE** 0  
[View more...](#)

**World Map**

**Sales Analytics**

**Recent Activity**  
No results!

**Latest Orders**

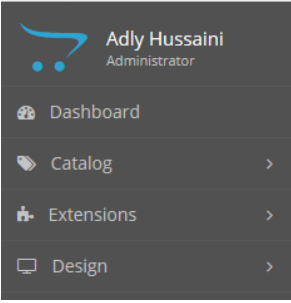
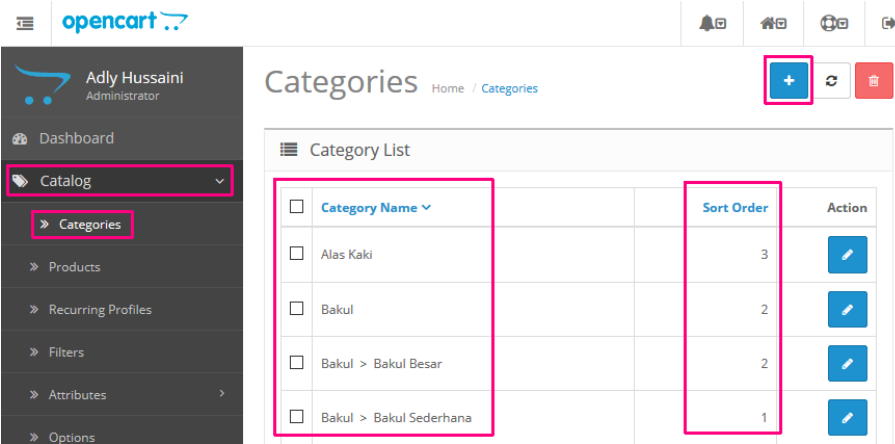
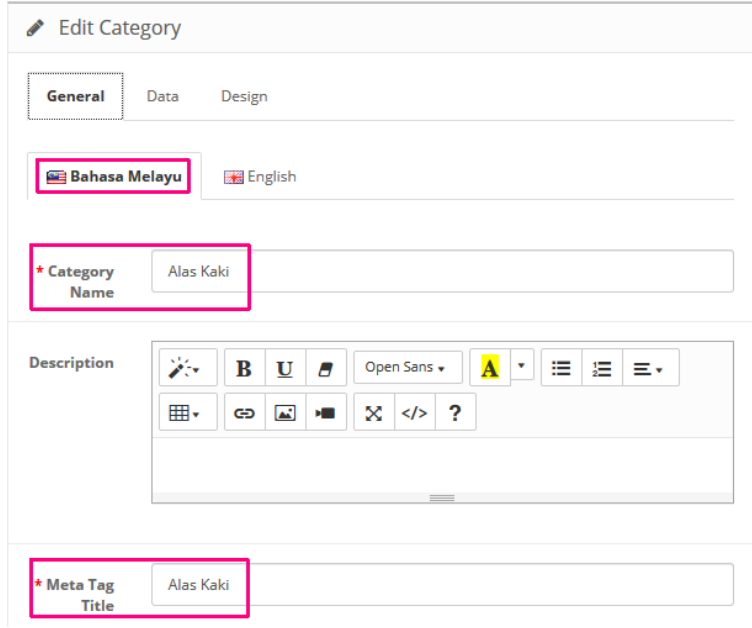
Order ID	Customer	Status	Date Added	Total	Action
37	edy hussani	Failed	21/03/2018	RM6.50	<a href="#">+</a>
33	Azrul Abdul Latif	Failed	13/12/2017	RM125.00	<a href="#">+</a>
27	Azrul Abdul Latif	Pending	05/12/2017	RM15.00	<a href="#">+</a>

**Dashboard**  
halaman pertama selepas login.

**Menu :**

- Total Orders
- Total Sales
- Total Customers
- People Online
- Sales Analytics
- Latest Orders

Klik untuk melihat perincian.

03.		<p><b>Menu opencart.</b> Klik kotak sebelah untuk perincian.</p>																				
04.	<p>Catalog &gt; Categories</p>  <table border="1" data-bbox="545 779 1166 1094"> <thead> <tr> <th><input type="checkbox"/></th> <th>Category Name</th> <th>Sort Order</th> <th>Action</th> </tr> </thead> <tbody> <tr> <td><input type="checkbox"/></td> <td>Alas Kaki</td> <td>3</td> <td></td> </tr> <tr> <td><input type="checkbox"/></td> <td>Bakul</td> <td>2</td> <td></td> </tr> <tr> <td><input type="checkbox"/></td> <td>Bakul &gt; Bakul Besar</td> <td>2</td> <td></td> </tr> <tr> <td><input type="checkbox"/></td> <td>Bakul &gt; Bakul Sederhana</td> <td>1</td> <td></td> </tr> </tbody> </table>	<input type="checkbox"/>	Category Name	Sort Order	Action	<input type="checkbox"/>	Alas Kaki	3		<input type="checkbox"/>	Bakul	2		<input type="checkbox"/>	Bakul > Bakul Besar	2		<input type="checkbox"/>	Bakul > Bakul Sederhana	1		<p><b>Menu Categories.</b> Perlu dicipta untuk kategori produk.</p> <p>Susunan (sort order) boleh diubah, klik butang </p>
<input type="checkbox"/>	Category Name	Sort Order	Action																			
<input type="checkbox"/>	Alas Kaki	3																				
<input type="checkbox"/>	Bakul	2																				
<input type="checkbox"/>	Bakul > Bakul Besar	2																				
<input type="checkbox"/>	Bakul > Bakul Sederhana	1																				
05.	<p>Untuk cipta kategori baru klik butang </p> 	<p>Isikan maklumat di dalam kotak bertanda.</p> <p>Boleh lihat/edit kategori lain, klik butang </p>																				

06. **Daftarkan Manufacturer**  
Catalog > Manufacturer

Adly Hussaini  
Administrator

Dashboard

Catalog

- Categories
- Products
- Recurring Profiles
- Filters
- Attributes
- Options
- Manufacturers

## Manufacturers

Home / Manufacturers

Manufacturer List

<input type="checkbox"/>	Manufacturer Name ▾	Sort Order	Action
<input type="checkbox"/>	PDK Sungai Tiram	1	

Showing 1 to 1 of 1 (1 Pages)

OpenCart © 2009-2018 All Rights Reserved.  
Version 2.3.0.2

Klik pautan Manufacturer dan daftarkan nama pengeluar produk.

Untuk daftar, klik butang

Sila masukkan info dalam kotak di sebelah.

## Manufacturers

Home / Manufacturers

### Edit Manufacturer

**Manufacturer Name** \* PDK Sungai Tiram

**Stores**  Default

**SEO URL** PDK-Sungai-Tiram

**Image**

**Sort Order** 1

07. **Daftar Product**  
Catalog > Products

opencart

Adly Hussaini Administrator

Dashboard

Catalog

Categories

Products

Recurring Profiles

Filters

Attributes

Options

Manufacturers

Downloads

Reviews

Information

Extensions

Products Home / Products

Product List

Product Name Price Status

Model Quantity Image

Filter

<input type="checkbox"/>	Image	Product Name	Model	Price	Quantity	Status	Action
<input type="checkbox"/>		AK01	AK01	20.0000	10	Enabled	
<input type="checkbox"/>		AK02	AK02	20.0000	10	Enabled	

Produk boleh ditambah, dibuang & dikemaskini.

Untuk tambah, sila klik

Untuk produk baru, sila masukkan info di dalam kotak yang telah di *highlight*.

Adly Hussaini Administrator

Dashboard

Catalog

Categories

Products

Recurring Profiles

Filters

Attributes

Options

Products Home / Products

Edit Product

General Data Links Attribute Option Recurring

Discount Special Image Reward Points Design

Bahasa Melayu English

\* Product Name AK01

**08. Daftar Informasi**  
Catalog > Information

Information Home / Information

Information List

<input type="checkbox"/>	Information Title ▾	Sort Order	Action
<input type="checkbox"/>	Dasar Bayaran Balik	6	
<input type="checkbox"/>	Galeri	3	
<input type="checkbox"/>	Hubungi Kami	4	
<input type="checkbox"/>	Polisi Pemulangan	5	
<input type="checkbox"/>	Produk Kami	2	
<input type="checkbox"/>	Tentang Kami	1	

Showing 1 to 6 of 6 (1 Pages)

Informasi boleh ditambah, dibuang & dikemaskini.

Untuk tambah, sila klik

Sila klik untuk lihat informasi.

**09. Layout / Susunatur**  
Design > Layout

Layouts Home / Layouts

Layout List

<input type="checkbox"/>	Layout Name ▾	Action
<input type="checkbox"/>	Account	
<input type="checkbox"/>	Affiliate	
<input type="checkbox"/>	Category	

Pautan Layout untuk pengguna membuat susunatur antaramuka bagi sistem pdk.store

lanya telah di preset oleh sistem pada peringkat awal.

**10. Banner**  
Design > Banners

**Banners** Home / Banners

Banner List

<input type="checkbox"/>	Banner Name	Status	Action
<input type="checkbox"/>	Home Page Slideshow	Enabled	
<input type="checkbox"/>	HP Products	Enabled	
<input type="checkbox"/>	Manufacturers	Enabled	
<input type="checkbox"/>	Penaja	Enabled	

Showing 1 to 4 of 4 (1 Pages)

Banner untuk sistem boleh ditambah, dibuang & dikemaskini dengan cara klik butang

**11. Order / Tempahan**  
Sales > Orders

**Orders** Home / Orders

Order List

Order ID:  Order Status:  Date Added:

Customer:  Total:  Date Modified:

<input type="checkbox"/>	Order ID	Customer	Status	Total	Date Added	Date Modified	Action
<input type="checkbox"/>	37	adly hussaini	Failed	RM6.50	21/03/2018	21/03/2018	
<input type="checkbox"/>	33	Azrul Abdul Latif	Failed	RM155.00	13/12/2017	13/12/2017	
<input type="checkbox"/>	27	Azrul Abdul Latif	Pending	RM15.00	05/12/2017	05/12/2017	

Showing 1 to 3 of 3 (1 Pages)

Pautan ini akan memaparkan pengguna dan barangan yang ditempah/dibeli dan melihat status pembelian mereka.



**12. Customer / Pelanggan**  
Customers > Customers

The screenshot shows the OpenCart administrator interface for the 'Customers' section. The left sidebar contains a navigation menu with 'Customers' highlighted. The main area shows a 'Customer List' table with the following data:

<input type="checkbox"/>	Customer Name	E-Mail	Customer Group	Status	IP
<input type="checkbox"/>	????? http://D5m4qvTO.com ? ????????? http://D5m4qvTO.ru	eduarddwbfokin@mail.ru	Default	Enabled	89.151
<input type="checkbox"/>	adly hussaini	adly9388@gmail.com	Default	Enabled	10.206

Pautan ini akan memaparkan maklumat pengguna.

**13. System**  
System > Settings


The screenshot shows the OpenCart administrator interface for the 'System' > 'Settings' section. The left sidebar shows the 'System' menu expanded to 'Settings'. The main area shows a 'Store List' table with the following data:

<input type="checkbox"/>	Store Name	Store URL	Action
<input type="checkbox"/>	Mypdkshop (Default)	https://pdk.store/	

Ia memaparkan maklumat berkenaan domain untuk pdk.store

**14. Users / Pentadbir Sistem**  
System > Users > Users

Username	Status	Date Added	Action
adly@usm.my	Enabled	18/08/2017	[Edit]
admin	Enabled	18/08/2017	[Edit]

Pentadbir Sistem boleh ditambah, dibuang & dikemaskini dengan cara klik butang .

**15. Laporan Jualan**  
Reports > Sales > Orders

Date Start	Date End	No. Orders	No. Products	Tax	Total
21/03/2018	21/03/2018	1	1	RM0.00	RM6.50

Ia memaparkan maklumat berkenaan tempahan pelanggan.

Terdapat butang Filter untuk tujuan *Sorting*.

16. **Produk yang sering di lihat**  
Reports > Products > Viewed

The screenshot displays the OpenCart administrator dashboard. The left sidebar shows the user 'Adly Hussaini Administrator' and a menu with categories like Dashboard, Catalog, Extensions, Design, Sales, Customers, Marketing, System, and Reports. The 'Reports' menu is expanded to show 'Viewed'. The main content area is titled 'Products Viewed Report' and contains a table with the following data:

Product Name	Model	Viewed	Percent
PB01	PB01	100	4.18%
PS01	PS01	95	3.97%
PB02	PB02	93	3.89%
PS03	PS03	92	3.85%
PS04	PS04	90	3.76%
PS02	PS02	89	3.72%
BB01	BB01	78	3.26%
BS01	BS01	78	3.26%
Derma	derma	74	3.09%
KST04	KST04	56	2.34%
KSP05	KSP05	56	2.34%
KSP02	KSP02	53	2.22%
KSB01	KSB01	53	2.22%
KST02	KST02	52	2.17%
KSP04	KSP04	51	2.13%

Ia memaparkan produk yang sering di cari. Ianya membantu penjual untuk meletakkan produk yang bersesuaian ke dalam pasaran.

Reports >Product > **Purchase** memaparkan produk yang dibeli oleh pelanggan.